




Year 2 - Home Learning Grid - Spring 1

Please complete one home learning activity a week in your Homework book. Remember to **date** all pieces of work, give it a title and complete as neatly as you would at school - **in pencil!** Parents: please sign and date this sheet when your child has completed each task and return to school along with your child's homework book **at the end of the term.** 6 dojos will be awarded for **completed** homework grids! 😊

<p><u>1. Reading:</u> Choose a favourite book of yours and write a book review. Tell us what it is about, who the author is, why you like it and who you might recommend it to. Use the template to present your completed review.</p> <div style="text-align: center;">  </div> <p>Parent/carer Signature.....</p>	<p><u>2. Spellings:</u> The j sound spelt as ge and dge at the end of words:</p> <p>badge, edge, bridge, dodge, fudge, age, huge, change, charge, village.</p> <p>Practice these spellings regularly and then use each one to write an interesting <u>question sentence</u>. For example, <i>Where is my monitor badge?</i></p> <p>Parent/carer Signature.....</p>	<p><u>3. Science: Everyday Materials</u></p> <p>Look around at home for things that can be bent, squashed, twisted and stretched. You could draw and label them, make a list, take photos or make a short video.</p> <p>What do you notice about the materials that the objects are made from that can be changed by bending, squashing, twisting and stretching? (Eg Are they hard or soft? Flexible or rigid?)</p> <p>Parent/carer Signature.....</p>
<p><u>4. Art:</u> Can you make a fact file about <u>William Turner?</u></p> <div style="display: flex; align-items: center;">  <div> <p>What can you find out about him? How will you research this significant British artist? Use the template to help you to present your completed research.</p> </div> </div> <p>Parent/carer Signature.....</p>	<p><u>5. Mathematics:</u> Shape</p> <p>Complete the attached sheet to demonstrate your understanding of shape.</p> <div style="text-align: center;">  </div> <p>Parent/carer Signature.....</p>	<p><u>6. Tricky Word Spelling Practice:</u> Use your Spelling Activity sheet to complete a different activity each week in your homework book.</p> <p style="color: purple; font-style: italic;">child children wild climb most only both old cold plant path bath hour</p> <p>Parent/carer Signature.....</p>

Year 2 - Home Learning Grid - Spring 1